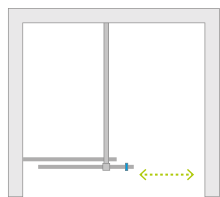


Furo DWJ

Other colour versions of products from the series can be found on p. 112



Profile finish:

Glossy:

01 Chrome

09 Gold

Matte:

54 Black

Brushed:

91 Nickel

99 Gold

98 Light Gold

92 GunMetal

93 Copper



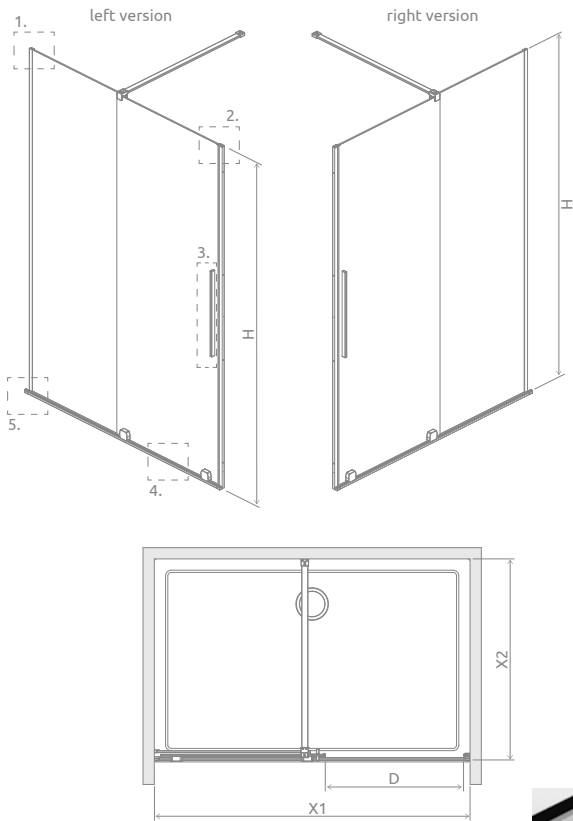
Furo DWJ + Teos F



Shower enclosure set consists of 2 parts: shower door and front wall. In the article number, the symbol **XX** should be replaced with the symbol of the selected colour. Please specify both article numbers when making an order.


Model	Element	TRANSPARENT GLASS Art. No.
DWJ 90 L	DWJ door 472 L	10107472- XX -01L
	Front wall 430	10110430-01-01
DWJ 90 R	DWJ door 472 R	10107472- XX -01R
	Front wall 430	10110430-01-01
DWJ 100 L	DWJ door 522 L	10107522- XX -01L
	Front wall 480	10110480-01-01
DWJ 100 R	DWJ door 522 R	10107522- XX -01R
	Front wall 480	10110480-01-01
DWJ 110 L	DWJ door 572 L	10107572- XX -01L
	Front wall 530	10110530-01-01
DWJ 110 R	DWJ door 572 R	10107572- XX -01R
	Front wall 530	10110530-01-01
DWJ 120 L	DWJ door 622 L	10107622- XX -01L
	Front wall 580	10110580-01-01
DWJ 120 R	DWJ door 622 R	10107622- XX -01R
	Front wall 580	10110580-01-01
DWJ 130 L	DWJ door 672 L	10107672- XX -01L
	Front wall 630	10110630-01-01
DWJ 130 R	DWJ door 672 R	10107672- XX -01R
	Front wall 630	10110630-01-01
DWJ 140 L	DWJ door 722 L	10107722- XX -01L
	Front wall 680	10110680-01-01
DWJ 140 R	DWJ door 722 R	10107722- XX -01R
	Front wall 680	10110680-01-01
DWJ 150 L	DWJ door 772 L	10107772- XX -01L
	Front wall 730	10110730-01-01
DWJ 150 R	DWJ door 772 R	10107772- XX -01R
	Front wall 730	10110730-01-01
DWJ 160 L	DWJ door 822 L	10107822- XX -01L
	Front wall 780	10110780-01-01
DWJ 160 R	DWJ door 822 R	10107822- XX -01R
	Front wall 780	10110780-01-01

TECHNICAL DRAWINGS

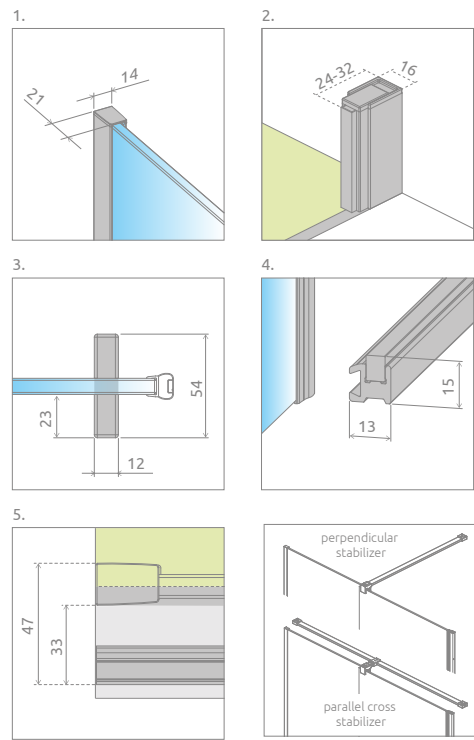


When installed on a shower tray – the minimum width of the edge of the shower tray is 43 mm, and its slope max 1 mm.

Model	X1	X2	D	H
DWJ 90	890-908	max 1200	373	2000
DWJ 100	990-1008	max 1200	423	2000
DWJ 110	1090-1108	max 1200	473	2000
DWJ 120	1190-1208	max 1200	523	2000
DWJ 130	1290-1308	max 1200	573	2000
DWJ 140	1390-1408	max 1200	623	2000
DWJ 150	1490-1508	max 1200	673	2000
DWJ 160	1590-1608	max 1200	723	2000



There is a possibility of a paid replacement of transparent gaskets (vertical and horizontal) for black gaskets. This option should be clearly stated in the order.



It is possible to make the product with a railing handle which also functions as a towel hanger.


If the width of the front (X1) is ≤ 1400, we can use two types of stabilization – perpendicular (delivered as standard) or parallel. This option should be clearly stated in the order.



If the width of the front (X1) ≤ 1400, it is possible to change the perpendicular support bar to the corner one. This option should be clearly stated in the order.



ADDITIONAL OPTIONS

 MADE TO MEASURE p. 7	 GLASS VARIANTS p. 11	 WIDER ENTRANCE p. 15	 EXCHANGE OF HANDLE FOR A HOLE CUT IN GLASS p. 15	 REPLACING THE HANDLE FOR A RAILING HANDLE p. 15	 MAXIMUM HEIGHT p. 16	 GASKETS COLOUR EXCHANGE p. 17	 PRINT/ENGRAVING ON GLASS p. 24/28
-----------------------------	-----------------------------	-----------------------------	---	--	-----------------------------	--------------------------------------	--



It is possible to extend the entrance by 30 mm by replacing the vertical handle with a round one ¹⁾. Please contact the Department of Non-standard Shower Enclosures

RECOMMENDED SHOWER TRAYS



Catalogue sheets are available at www.radaway.eu

Furo DWJ RH

¹⁾ only chrome and black colour
Dimensions are given in mm.