

P/N: MR277

Copyright

© 2020, FLIR Systems, Inc.

All rights reserved worldwide. Names and marks appearing herein are either registered trademarks or trademarks of FLIR Systems and/or its subsidiaries. All other trademarks, trade names or company names referenced herein are used for identification only and are the property of their respective owners.

Document identity

Publ. No.: MR277

Commit: 62779

Language:

Modified: 2020-01-14

Formatted: 2020-01-14

Website

<http://www.flir.com>

Customer support

<http://support.flir.com>

Disclaimer

Specifications subject to change without further notice. Camera models and accessories subject to regional market considerations. License procedures may apply. Products described herein may be subject to US Export Regulations. Please refer to exportquestions@flir.com with any questions.



General description	
Part number	MR277
Part name	Moisture Meter, MSX IR Camera, and Psychrometer
Description	Building Inspection System with Moisture Psychrometer and MSX IR Camera

Thermal imaging	
Imaging detector	FLIR Lepton microbolometer
Image calibration	Automatic with manual lock scale option
Thermal image resolution (W x H)	160 x 120 (19,200 pixels)
Object temperature range	0 to 100°C (32 to 212°F)
Spectral response	8–14 μm
Field of view (W x H)	55° x 43°
Sensitivity	<70 mK
Image update speed frequency	9 Hz
Thermal image palettes	Iron, Rainbow, Arctic, White-Hot, Black-Hot
Thermal image minimum focus distance	10 cm (4 in)
MSX	Adds visual details to full resolution thermal image
Saved image file format	Radiometric JPEG
Stored image capacity	15,000 images
Internal memory	8 GB
Digital camera	2MP
Digital camera field of view (HFOV)	83° FOV (70.5° HFOV x 56° VFOV)
Digital camera minimum focus distance	25 cm (9.8 in)
Display type	QVGA (320 x 240 pixels) 2.8 in. color TFT graphical display



FLIR MR277: Moisture Meter, MSX IR Camera, and Hygrometer

P/N: MR277

© 2020, FLIR Systems, Inc.

#MR277; r. 62779;

Moisture measurement	
Pin moisture range	7–100%
Pin moisture accuracy	±1.5%, 7 to 30% Reference only: 30 to 100%
Pin moisture groups	11 material groups
Pinless moisture range	0 to 100
Pinless moisture accuracy	Relative
Pinless measurement depth	0.75" (19 mm) Max
Measurement resolution	0.1
Response time pinless mode	100 ms
Response time pin mode	750 ms

Environmental measurement	
Relative humidity range	0 to 100%
Relative humidity basic accuracy	±2.5%
Relative humidity detailed accuracy	±4.7%, 0 to 10% ±2.5%, 10 to 90% ±4.7% 90 to 100%
Air temperature range	0 to 50°C (32 to 122°F)
Air temperature accuracy	±0.6°C (±1.1°F)
Dew point	–30 to 50°C (–22 to 122°F)
Dew point basic accuracy	±1.0°C (±1.8°F)
Vapor pressure	0 to 12.0 kPa
Vapor pressure basic accuracy	±0.05 kPa
Mixing ratio range	0 to 80.0 g/kg (0 to 560 GPP)
Mixing ratio basic accuracy	0.25 g/kg (±2 GPP)

General information	
IP rating	IP54
Warranty	https://www.flir.com/testwarranty
Language options	22

Laser	
Type	Visible class 2
Orientation	Single laser pointer to center of thermal image
Power output	Maximum 1.0 mW
Wavelength	650 ±20 nm

Power system	
Continuous run time	16 hours maximum
Typical usage	4 work weeks
Auto power off	Programmable: off, 1, 5, or 20 minutes
Battery	Rechargeable 4.2 V, 5400 mAh LiPo

Certifications	
Certification standards	EN 61326 (EMC), EN 60825-1 Class 2 (Laser), IEC61010-1
Agency approvals	CE, FCC Class B, RCM



FLIR MR277: Moisture Meter, MSX IR Camera, and Hygrometer

P/N: MR277

© 2020, FLIR Systems, Inc.

#MR277; r. 62779;

Environmental specifications	
Operating temperature	-20 to +60°C (- 4 to +140°F)
Storage temperature	-20 to +45°C (- 4 to +113°F)
Operating humidity	5% to 95%
Storage humidity	90% relative humidity (no condensation)
Drop test	2 m (6.6 ft)

Meter physical data	
Weight	406 g (14.3 oz)
Size (L x W x H)	16 x 8.5 x 4.4 cm (6.2 x 3.3 x 1.7 in)

Shipping information	
Packaging type	Retail color box
Packaging contents	FLIR MR277, FLIR MR13 Replaceable Temperature and Relative Humidity Sensor, FLIR MR02 Standard Pin Probe, quick start guide, international USB charger, USB cable, and lanyard
Packaging weight	966 g (34 oz)
Packaging dimensions (H x W x L)	55 x 31 x 32 cm (21.6 x 12.3 x 12.4 in)
Master carton quantity	12
EAN-13	0793950374771
UPC-12	793950374771
Country of origin	China

Technical support	
Website	http://support.flir.com

Supplies & accessories:

- MR11; FLIR MR11: Handheld Temperature & Humidity sensor accessory
- MR12; FLIR MR12: Ball probe moisture sensor accessory
- MR01; Replaceable T/RH Probe for MR77
- MR02; Replaceable External Moisture Pin Probe for MR77
- MR05; Impact Pin Moisture Probe
- MR06; Wall Cavity Probe
- MR07; Hammer Probe
- MR08; Hammer and Wall Cavity Probe Combo
- MR09; Baseboard probe
- MR10-2; Protective case for FLIR Moisture Meters
- MR13; Replacement Temperature and Humidity Sensor for MR277



160008222171



中国认可
国际互认
检测
TESTING
CNAS L0095

Page 1 of 14 Pages

No.: RZUN2019-1280

检测报告

TEST REPORT

UN38.3

NAME OF SAMPLE:

Li-Polymer Rechargeable Battery

产品名称:

聚合物锂离子电池

CLIENT:

RPC Corporation

委托单位:

聚力电子股份有限公司

CLASSIFICATION OF TEST:

Commission Test

检测类别:

委托测试

威凯检测技术有限公司
Vkan Certification & Testing Co., Ltd.

检测报告

TEST REPORT

No.:RZUN2019-1280

Page 2 of 14 Pages

Name of samples: Li-Polymer Rechargeable Battery 样品名称:聚合物锂离子电池	Type/Model: 型号规格: IP604480-2P 3,7 V 5400 mAh 20,0Wh
Color: Blue 样品颜色:蓝色	Physical shape: Prismatic 样品形状: 棱柱形
Commissioned by: RPC Corporation 委托单位: 聚力电子股份有限公司	Commissioner address:17F-5, No. 716, Zhongzheng Rd., Zhonghe District, New Taipei City, 235 Taiwan 委托单位地址:台湾新北市中和區中正路 716 號 17 樓之 5
Manufacturer: RPC Corporation 生产单位: 聚力电子股份有限公司	Manufacturer address:17F-5, No. 716, Zhongzheng Rd., Zhonghe District, New Taipei City, 235 Taiwan 生产单位地址: 台湾新北市中和區中正路 716 號 17 樓之 5
Factory: Intellect Pioneering Battery Technology Co.,Ltd. 生产厂: 佛山市顺德区精锐电池科技有限公司	Factory address: No.30 Xinghua Road East, Xinghua Industrial Park, Ronggui Street, Shunde District, Foshan, Guangdong, P.R. China. 生产厂地址: 广东省佛山市顺德区容桂街道兴华工业区兴华东路 30 号
Classification of test: Commission Test 检测类别: 委托测试	Quantity of sample: 8 battery packs, 30 cells 样品数量: 8 个电池组, 30 个电芯
Tested according to: 测试标准: ST/SG/AC.10/11/Rev.6/Amend.1/Section 38.3	Sample identification: 样品标识序号:b1#~b8#, c1#~c30#
Receiving date: 接样日期: 2019-03-05	Means of receiving: Submitted by commissioner 接样方式: 委托单位送样
Completing date: 完成日期: 2019-03-26	Test item: 8 items 测试项目: 8 项
Test conclusion: 检测结论: The Li-Polymer Rechargeable Batteries submitted by RPC Corporation are tested according to Section 38.3 of the Sixth revised Edition Amendment 1 of the Recommendations on the Transport of Dangerous Goods, Manual of Test and Criteria (ST/SG/AC.10/11/Rev.6/Amend.1/Section 38.3). The test items are full items. The test results comply with the relevant requirements of the standard. 由聚力电子股份有限公司送检的聚合物锂离子电池, 依据《关于危险货物运输的建议书》试验和标准手册第六修订版修正 1 第 38.3 节进行检测, 试验为全项目, 测试结果符合标准相关要求。 Seal of CVC CVC 印章 Date of issue: 签发日期:	

Title: Manager
批准人职务: 经理

Approved by:

Reviewed by:

Tested by:

批准:

审核:

检测:

Description and illustration of the sample:
 样品说明及描述:
 The sample's status is good
 样品状况良好。

Test item 测试项目	Sample No. 样品编号	State 状态	Remark 备注
T.1~T.5	b1#~b4#	at first cycle, in fully charged states 第一个交替充电放电周期完全充电状态	-
	b5#~b8#	after 25 cycles ending in fully charged states 第 25 个交替充电放电周期完全充电状态	
T.6	c1#~c5#	at first cycle at 50% of the design rated capacity 第一个交替充电放电周期充电到设计额定容量的 50%	-
	c6#~c10#	after 25 cycles ending at 50% of the design rated capacity 第 25 个交替充电放电周期充电到设计额定容量的 50%	
T.7	b1#~b4#	at first cycle, in fully charged states 第一个交替充电放电周期完全充电状态	using undamaged samples previously used in tests T.1 to T.5 使用试验 T.1 至 T.5 未损坏的样品
	b5#~b8#	after 25 cycles ending in fully charged states 第 25 个交替充电放电周期完全充电状态	
T.8	c11#~c20#	at first cycle, in fully discharged states 第一个交替充电放电周期完全放电状态	-
	c21#~c30#	after 25 cycles ending in fully discharged states 第 25 个交替充电放电周期完全放电状态	-

Description of the sampling procedure:
 取样程序的说明:

/

Description of the deviation from the standard, if any:
 测试结果不符合标准项的说明:



/

Remarks:
 备注:

Throughout this report a comma is used as the decimal separator.
 本报告中以逗号代替小数点。




Photos of Samples and Labels/样品照片及标识

Battery/电池 (IP604480-2P 3,7 V 5400 mAh 20,0Wh)



Photos of Samples and Labels/样品照片及标识

Inner Cell/内部电芯 (IP604480 3,7 V 2700 mAh 9,99Wh)



ST/SG/AC.10/11/Rev.6/Amend.1/Section 38.3			
Clause 章节	Requirements 标准要求	Result 测试结果	Verdict 判定
38.3.4	Procedure/测试步骤		—
38.3.4.1	Test 1: Altitude simulation/测试 1: 高度模拟		P
	Test cells and batteries shall be stored at a pressure of 11,6kPa or less for at least six hour at ambient temperature (20±5°C)/ 将电芯和电池在温度为 20±5°C, 大气压力为不大于 11,6kpa 的环境中贮存不少于 6 个小时 Requirement/标准要求: 1 Cells and batteries Mass loss limit:≤ 0,1% /样品质量损失≤0,1% 2 Open circuit voltage not less than 90%, The requirement relating to voltage is not applicable to test cells and batteries at full discharged states. 样品试验后开路电压应不低于试验前开路电压的 90 %,此要求不适用于完全放完电的电池和电芯。 3 No leakage, no venting, no disassembly, no rupture and no fire 样品 (电池) 应无漏液、无排气、无解体、无破裂以及无着火现象的发生 The samples b1#~b8# : No leakage, no venting, no disassembly, no rupture and no fire/编号为 b1#~b8# 的样品: 无漏液、无排气、无解体、无破裂以及无着火现象 The data is shown in Table 1./数据见表 1		
38.3.4.2	Test 2: Thermal test/测试 2: 热冲击		P
	Test cells and batteries are to be stored for/电池存储条件如下: 1 For small cells and batteries: one temperature cycle: 72±2°C(6h) —40±2°C(6h) /对于小型电芯和电池: 一次温度循环为 72±2°C(6h) —40±2°C(6h) For large cells and batteries: one temperature cycle: 72±2°C(12h) —40±2°C(12h) /对于大型电芯和电池: 一次温度循环为 72±2°C(12h) —40±2°C(12h) 2 The maximum time interval between test temperature extremes is 30 minutes/温度转换最大间隔时间为 30min 3 This procedure is to be repeated 10 times/重复 10 次循环 4 after which all test cells and batteries are to be stored for 24 hours at ambient temperature (20±5°C)/循环结束后, 电池在 20±5°C的条件下 搁置 24 小时 Requirements/标准要求 1 Cells and batteries Mass loss limit:≤ 0,1% /样品质量损失≤0,1% 2 Open circuit voltage not less than 90%, The requirement relating to voltage is not applicable to test cells and batteries at full discharged states. 样品试验后开路电压应不低于试验前开路电压的 90 %,此要求不适用于完全放完电的电池和电芯。 3 No leakage, no venting, no disassembly, no rupture and no fire 样品 (电池) 应无漏液、无排气、无解体、无破裂以及无着火现象的发生 The samples b1#~b8# : No leakage, no venting, no disassembly, no rupture and no fire/编号为 b1#~b8# 的样品: 无漏液、无排气、无解体、无破裂以及无着火现象 The data is shown in Table 1./数据见表 1		

ST/SG/AC.10/11/Rev.6/Amend.1/Section 38.3			
Clause 章节	Requirements 标准要求	Result 测试结果	Verdict 判定
38.3.4.3	<p>Test 3: Vibration/测试 3: 振动</p> <p>1 Cells and batteries are firmly secured to the platform of the vibration machine /电芯和电池牢固地安装在振动台（的台面）上</p> <p>2 The vibration: a sinusoidal waveform with a logarithmic sweep between 7Hz and 200Hz and back to 7Hz traversed in 15 minutes/振动以正弦波形式，以 7Hz 增加至 200Hz，然后在减少回到 7Hz 为一个循环，一个循环持续 15 分钟的对数前移传送。</p> <p>3 For cells and small batteries: from 7 Hz a peak acceleration of 1g_n is maintained until 18Hz is reached. The amplitude is then maintained at 0.8mm (1.6mm total excursion) and the frequency increased until a peak acceleration of 8g_n occurs (approximately 50Hz). A peak acceleration of 8g_n is then maintained until the frequency is increased to 200Hz. / 对于电芯和小型电池：从 7Hz 开始，以 1g_n 的峰值加速度保持不变，直到达到 18Hz。然后将振幅保持在 0.8mm（总偏移 1.6mm）并且频率增加直到出现 8g_n 的峰值加速度（大约 50Hz）。然后保持 8g_n 的峰值加速度，直到频率增加到 200Hz。</p> <p>For large batteries: from 7Hz a peak acceleration of 1g_n is maintained until 18Hz is reached. The amplitude is then maintained at 0.8mm (1.6mm total excursion) and the frequency increased until a peak acceleration of 2g_n occurs (approximately 25Hz). A peak acceleration of 2g_n is then maintained until the frequency is increased to 200Hz. / 对于大型电池：从 7Hz 开始，以 1g_n 的峰值加速度保持不变，直到达到 18Hz。然后将振幅保持在 0.8mm（总偏移 1.6mm）并且频率增加直到出现 2g_n 的峰值加速度（大约 25Hz）。然后保持 2g_n 的峰值加速度，直到频率增加到 200Hz。</p> <p>4 This cycle repeated 12 times for a total of 3 hours for each of three mutually perpendicular mounting position of the cell. One of the directions of vibration must be perpendicular to the terminal face. /以振动的其中一个方向必须是垂直样品极性，对每个电芯从三个互相垂直的方向上循环 12 次，每个方向 3 个小时，共 9 小时。</p>		P
	<p>Requirements/标准要求</p> <p>1 Cells and batteries Mass loss limit: ≤ 0,1% /样品质量损失 ≤ 0,1%</p> <p>2 Open circuit voltage not less than 90%, The requirement relating to voltage is not applicable to test cells and batteries at full discharged states. 样品试验后开路电压应不低于试验前开路电压的 90%，此要求不适用于完全放完电的电池和电芯。</p> <p>3 No leakage, no venting, no disassembly, no rupture and no fire 样品（电池）应无漏液、无排气、无解体、无破裂以及无着火现象的发生</p>		<p>The samples b1#~b8#: No leakage, no venting, no disassembly, no rupture and no fire/编号为 b1#~b8# 的样品：无漏液、无排气、无解体、无破裂以及无着火现象</p> <p>The data is shown in Table 1./数据见表 1</p>

ST/SG/AC.10/11/Rev.6/Amend.1/Section 38.3			
Clause 章节	Requirements 标准要求	Result 测试结果	Verdict 判定
38.3.4.4	Test 4: Shock/测试 4: 冲击 1 Test cells and batteries shall be secured to the testing machine/以稳固的托架固定住每个电芯和电池样品的全部配件表面。 2 Each cell shall be subjected to a half-sine shock of peak acceleration of 150 g _n and pulse duration of 6 milliseconds. Large cells may be subjected to a half-sine shock of peak acceleration of 50 g _n and pulse duration of 11 milliseconds. / 对每个电芯以峰值为 150g _n 的半正弦的加速度撞击，脉冲持续 6 毫秒，大型电芯须经受最大加速度 50g _n 和脉冲持续时间 11 毫秒的半正弦波冲击。 Small batteries shall be subjected to a half-sine shock of peak acceleration of 150 g _n (or Acceleration(g _n)= $\sqrt{\left(\frac{100850}{mass}\right)}$, which is smaller) and pulse duration of 6 milliseconds, large batteries shall be subjected to a half-sine of peak acceleration of 50 g _n (or Acceleration(g _n)= $\sqrt{\left(\frac{30000}{mass}\right)}$, which is smaller) and pulse duration of 11 milliseconds/对每个电池以峰值为 150g _n （或与 $\sqrt{\left(\frac{100850}{mass}\right)}$ 中的较小值）的半正弦的加速度撞击，脉冲持续 6 毫秒，大型电池须经受最大加速度 50g _n （或与 $\sqrt{\left(\frac{30000}{mass}\right)}$ 中的较小值）和脉冲持续时间 11 毫秒的半正弦波冲击。 3 Each cell or battery shall be subjected to three shocks in the positive direction followed by three shocks in the negative direction of three mutually perpendicular mounting positions of the cell or battery for a total of 18 shocks/每个电池或电池组须在三个互相垂直的电池安装方位的正方向经受三次冲击，接着在反方向经受三次冲击，总共经受 18 次冲击。		P
	Requirements/标准要求: 1 Cells and batteries Mass loss limit: ≤ 0,1% /样品质量损失≤0,1% 2 Open circuit voltage not less than 90%, The requirement relating to voltage is not applicable to test cells and batteries at full discharged states. 样品试验后开路电压应不低于试验前开路电压的 90 % ,此要求不适用于完全放完电的电池和电芯。 3 No leakage, no venting, no disassembly, no rupture and no fire 样品（电池）应无漏液、无排气、无解体、无破裂以及无着火现象的发生	The samples b1#~b8# : Acceleration= 150g _n No leakage, no venting, no disassembly, no rupture and no fire/编号为 b1#~b8# 的样品: 峰值加速度= 150g _n 无漏液、无排气、无解体、无破裂以及无着火现象 The data is shown in Table 1./数据见表 1	

ST/SG/AC.10/11/Rev.6/Amend.1/Section 38.3			
Clause 章节	Requirements 标准要求	Result 测试结果	Verdict 判定
38.3.4.5	Test 5: External Short Circuit/测试 5 外接短路		P
	<p>1 The cell or battery to be tested shall be temperature stabilized so that its external case temperature reaches $57\pm 4^{\circ}\text{C}$/保持试验环境温度稳定在 $57\pm 4^{\circ}\text{C}$，以使电芯或电池样品外表温度达到 $57\pm 4^{\circ}\text{C}$</p> <p>2 the cell or battery shall be subjected to a short circuit condition with a total external resistance of less than 0,1 ohm at $57\pm 4^{\circ}\text{C}$, This short circuit condition is continued for at least one hour after the cell or battery external case temperature has returned to $57\pm 4^{\circ}\text{C}$, or in the case of the large batteries, has decreased by half of the maximum temperature increase observed during the test and remains below that value. /将样品正负极用小于 0,1Ω 的总电阻回路进行短路，样品的外表温度恢复到 $57\pm 4^{\circ}\text{C}$之后保持短路状态 1 小时以上；对于大电池，电池温度降低至最高温升值的一半时实验结束。</p> <p>3 the cell or battery must be observed for a further six hour for the test to be concluded, /对电芯或电池必须进一步观察 6 个小时才能下结论。</p>		
	<p>Requirements/标准要求: During the test and within six hours after test ,the cells or batteries 在测试过程中以及之后 6 个小时内，电芯或电池样品</p> <p>1. External temperature not exceed 170°C 外表温度不超过 170°C</p> <p>2. No disassembly, no rupture and no fire. 无解体、无破裂和无着火现象发生。</p>	<p>The samples b1#~b8# : no disassembly, no rupture and no fire/编号为 b1#~b8# 的样品：无解体、无破裂以及无着火现象</p> <p>The data is shown in Table 1./数据见表 1</p>	

ST/SG/AC.10/11/Rev.6/Amend.1/Section 38.3			
Clause 章节	Requirements 标准要求	Result 测试结果	Verdict 判定
38.3.4.6	Test 6: Impact / Crush / 测试 6: 撞击/挤压 Impact (applicable to cylindrical cells not less than 18mm in diameter) / 撞击（适用于直径不小于 18 毫米的圆柱形电池） 1 This test sample cell or component cell is to be placed on a flat smooth surface/ 将试验样品用的电芯或聚合物电芯放在一个平坦光滑的平面上 2 A 15,8 mm diameter bar is to be placed across the center of the sample, A 9,1kg mass is to be dropped from a height of 61±2,5cm onto the sample./将一直径为 15,8mm 的横木横过电池中部放置后，将一质量为 9,1kg 的物体从 61±2,5cm 的高 度落向样品。 3 The test sample is to be impacted with its longitudinal axis parallel to the flat surface and perpendicular to the longitudinal axis of the 15,8 mm ± 0,1mm diameter curved surface lying across the centre of the test sample. Each sample is to be subjected to only a single impact./ 接受撞击的试样，纵轴应与平坦的表面平 行并与横放在试样中心的直径 15,8±0,1 毫米弯曲表面的纵轴垂直。每一个试样只经 受一次撞击。		P
	Requirements/标准要求: 1 Cells external temperature not exceed 170°C.电 芯或电池的最高表面温度应不超过 170°C 2 No disassembly, no fire within six hours of this test 试验结束后 6 个小时之内，电芯和聚合物电芯应无 解体和无着火现象发生	-	N/A
	Crush (applicable to prismatic, pouch, coin/button cells and cylindrical cells less than 18mm in diameter) / 挤压（适用于棱柱形、袋装、硬币/纽扣电池和直径小于 18 毫米的圆柱形电池） 1 A cell or component cell is to be crushed between two flat surfaces. The crushing is to be gradual with a speed of approximately 1,5 cm/s at the first point of contact. The crushing is to be continued until the first of the three options below is reached. / 将电池或元件电池放在两个平面之间挤压，挤压力度逐渐加大，在第 一个接触点上的速度大约为 1,5 厘米/秒。挤压持续进行，直到出现以下三种情况之 一： (a) The applied force reaches 13 kN ± 0,78 kN. / 施加的力达到 13 千牛±0,78 千牛 (b) The voltage of the cell drops by at least 100 mV./电池的电压下降至少 100 毫伏 (c) The cell is deformed by 50% or more of its original thickness./电池变形达原始 厚度的 50%以上。 2. A prismatic or pouch cell shall be crushed by applying the force to the widest side. A button/coin cell shall be crushed by applying the force on its flat surfaces. For cylindrical cells, the crush force shall be applied perpendicular to the longitudinal axis. /棱柱形或袋装电池应从最宽的一面施压。纽扣/硬币形电池应从其 平坦表面施压。圆柱形应从与纵轴垂直的方向施压。		P
Requirements/标准要求: 1 Cells external temperature not exceed 170°C.电 芯或电池的最高表面温度应不超过 170°C 2 No disassembly, no fire within six hours of this test 试验结束后 6 个小时之内，电芯和聚合物电芯应无 解体和无着火现象发生	The samples c1#~c10#: no disassembly and no fire/ 编号为 c1#~c10#的样品：无 解体、无着火现象 The data is shown in Table 2./数据见表 2		

ST/SG/AC.10/11/Rev.6/Amend.1/Section 38.3			
Clause 章节	Requirements 标准要求	Result 测试结果	Verdict 判定
38.3.4.7	Test 7: Overcharge/测试 7: 过充电		P
	1 The charge current shall be twice the manufacturer's recommended maximum continuous charge current/以 2 倍制造厂推荐的最大持续充电电流对样品充电 2 The minimum voltage of the test shall be as follows/本测试最小电压为:		
	a) When the manufacturer's recommended charge voltage is not more than 18V, the minimum voltage of the test shall be the lesser of two times the maximum charge voltage of the battery or 22V/ 如果厂家推荐的充电电压不超过 18V, 本测试的最小充电电压应是厂家标定最大充电电压的两倍或者是 22V 之中的较小者。 b) When the manufacturer's recommended charge voltage is more than 18V, the minimum voltage of the test shall be 1,2 times the maximum charge voltage/ 如果厂家推荐的充电电压超过 18V, 本测试的最小充电电压应是厂家标定最大充电电压的 1,2 倍。 3 Tests are to be conducted at ambient temperature 20±5°C, The duration of the test shall be 24 hours/20±5°C的环境温度下, 试验持续 24 小时。	The voltage of the test is 8,4V, and the current is 5,2A 测试的电压为 8,4V, 电流为 5,2A	
	Requirements/标准要求: No disassembly and no fire within seven days of this test 试验样品在试验中和试验后 7 天内, 应无解体和无着火现象发生。	The samples b1#~b8# : For voltage data before test, see table 3. / 试验前电压见表 3 no disassembly, no rupture and no fire/编号为 b1#~b8# 的样品: 无解体、无着火现象	
38.3.4.8	Test 8: Forced discharge/测试 8: 强制放电		P
	Each cell shall be forced discharged at ambient temperature by connecting it in series with a 12 V D.C. power supply at an initial current equal to the maximum discharge current specified by the manufacturer, 20±5°C的环境温度下, 将单个电芯连接在 12V 的直流电源上进行强制放电, 此直流电源提供给每个电芯初始电流为制造厂指定的最大放电电流。		
	The specified discharge current is to be obtained by connecting a resistive load of the appropriate size and rating in series with the test cell. Each cell shall be forced discharged for a time interval (in hours) equal to its rated capacity divided by the initial test current (in ampere) 指定的放电电流通过串联在测试电芯上的合适大小和功率的负载来获得, 每个电芯的强制放电时间 (小时) 为额定容量除以初始电流 (安培)。		
	Requirements/标准要求: No disassembly and no fire within seven days of this test 试验样品在试验中和试验后 7 天内, 应无解体和无着火现象发生。	The samples c11#~c30#: no disassembly and no fire/ 编号为 c11#~c30#的样品: 无解体、无着火现象 The data is shown in Table 3./数据见表 3	

Table1: T1~T5 / 表 1. 试验 1~试验 5											
Sample No. 样品号	Mass prior to test / 试验前质量 (g)	OCV prior to test / 试验前电压(V)	Test 1: Altitude simulation/ 测试 1: 高度模拟		Test 2: Thermal test/ 测试 2: 热冲击		Test 3: Vibration/ 测试 3: 振动		Test 4: Shock/ 测试 4: 冲击		Test 5: External Short Circuit/测试 5 外接短路
			Mass loss(%) 质量损失(%)	Change ratio 电压比(%)	Mass loss(%) 质量损失(%)	Change ratio 电压比(%)	Mass loss(%) 质量损失(%)	Change ratio 电压比(%)	Mass loss(%) 质量损失(%)	Change ratio 电压比(%)	Temp. (°C) 温度 (°C)
b1#	94,186	4,182	0,000	100,00	0,023	99,31	0,002	100,00	0,000	99,98	57,4
b2#	93,960	4,177	0,000	100,00	0,023	99,35	0,000	100,00	0,002	100,00	57,7
b3#	93,751	4,181	0,000	100,00	0,023	99,28	0,000	100,00	0,002	100,00	57,3
b4#	94,373	4,182	0,000	100,00	0,021	99,31	0,000	100,00	0,001	100,00	57,5
b5#	93,845	4,184	0,000	100,00	0,023	99,19	0,001	100,00	0,000	100,00	58,2
b6#	93,973	4,179	0,000	100,00	0,022	99,40	0,002	99,98	0,000	100,00	58,0
b7#	93,886	4,181	0,000	100,00	0,000	99,26	0,023	100,00	0,002	100,00	57,4
b8#	94,225	4,182	0,000	100,00	0,022	99,26	0,000	100,00	0,000	100,00	57,7

Table2: Crush /表 2:挤压											
Test 6: Crush/测试 6:挤压	Sample No. 样品号	c1#	c2#	c3#	c4#	c5#	c6#	c7#	c8#	c9#	c10#
	OCV prior to test / 试验前电压 (V)	3,822	3,824	3,815	3,831	3,827	3,814	3,822	3,817	3,827	3,824
	Temp. (°C) 温度 (°C)	27,3	27,5	27,3	27,6	27,5	27,7	27,4	27,2	27,5	27,7

Table3: Overcharge Test of batteries/ 表 3 电池过充试验									
Test 7: Overcharge /测试 7: 过充电	Sample No. 样品号	b1#	b2#	b3#	b4#	b5#	b6#	b7#	b8#
	OCV prior to test /试 验前电压 (V)	4,152	4,150	4,150	4,152	4,181	4,179	4,177	4,180

Table 4: Forced discharge / 表 4. 强制放电											
Test 8: Forced discharge / 测试 8: 强 制放电	Sample No. 样品号	c11#	c12#	c13#	c14#	c15#	c16#	c17#	c18#	c19#	c20#
	OCV prior to test / 试验前电压(V)	3,203	3,195	3,215	3,224	3,207	3,197	3,199	3,214	3,225	3,217
	Sample No. 样品号	c21#	c22#	c23#	c24#	c25#	c26#	c27#	c28#	c29#	c30#
	OCV prior to test / 试验前电压(V)	3,221	3,215	3,221	3,207	3,211	3,204	3,199	3,193	3,204	3,217

注 意 事 项 Important

1. 报告无检测单位印章无效。
The test report is invalid without the official stamp of CVC.
2. 未经本试验室书面同意，不得部分地复制本报告。
Nobody is allowed to photocopy or partly photocopy this test report without written permission of CVC.
3. 本报告无批准人、审核人及检测人签名无效。
The test report is invalid without the signatures of Ratifier, Reviewer and Testing engineer.
4. 本报告涂改无效。
The test report is invalid if altered,
5. 对检测报告若有异议，应于收到报告之日起十五天内向检测单位提出。
Objections to the test report must be submitted to CVC within 15 days,
6. 本报告仅对送检样品负责。
The test report is valid for the tested samples only.
7. 判定栏中“-”表示“不需要判定”，“P”表示“通过”，“F”表示“不通过”，“N/A”表示“不适用”。
As for the Verdict, “-” means “no need for judgement”, “P” means “pass”, “F” means “fail” and “N/A” means “not applicable”.

地 址：中国 广州市科学城开泰大道天泰一路 3 号

Address: No.3,Tiantaiyi Road, Kaitai Avenue, Science City, Guangzhou P. R. China.

电 话(Tel): 020 32293888

传 真(FAX): 020 32293889

邮政编码(Post Code): 510663

E-mail: office@cvc.org.cn

<http://www.cvc.org.cn>