



flooring factory

2-layer wood flooring

www.dabex.info



Everyday we admire world around us,

That is the reason why we have been creating wooden floors for over 60 years, we provide harmony and connection with nature in the comfort of your home.

Flooring colours shown in catalog are for illustration purposes only, actual colour may vary from image shown.

Dabex. Style and elegance for years

A guarantee of perpetual beauty

For 60 years every day, our family company aims to get to know the secret of how to create the perfect wooden floor. Thanks to our vast experience, our experienced team tries to connect two worlds-modern design and tradition of producing precious wooden floors.

We connect the world of nature and the highest technology. **So our motto - good floor is the key also means that it is the foundation on which you will build your home.**



Ecology from our point of view

Symbiosis with nature

Our priority is taking care for the common good-natural environment. It was, is and will always remain the priority of our company.

Wood obtained by our company in 100% comes from proven forests, including forests covered by the FSC program. This organization cares and determines the advantages of good forest management, and this ensures that customers, who decide to buy our products, not only do not contribute to the degradation of forests, but together with us care for forests. Let us remember that wood derived from forests is a completely recyclable raw material. Thanks to the company policy and, what is more important, our clients, forests in Poland are still growing.



Both our wooden floors and the fuel briquette are made of eco-friendly wood of the highest quality. Also the oils and varnishes we use are free of harmful chemicals. Moreover, what arises during the production of wood is used to the maximum and it contributes greatly to protecting of environment. We use sawdust for the production of briquettes, which can perfectly replace coal or heating oil, and its use is a reduction in the production of carbon dioxide. Not only our products are ecological, but also packages are completely recyclable.

Dabex. Style and elegance for years.













2-layer floors

In the field of interior design there are solutions that are more or less suitable for specific interiors. 2-layer boards are a great alternative for owners of small interiors who have opted for underfloor heating. Appropriately placed board optically enlarges the room, and a double-layer structure will create a perfect connection with this heating technology. And this is just one of many possible applications. In general, such a floor will work well in a large room, and depending on how individual elements will be arranged, the room can take on a differentiated visual color.

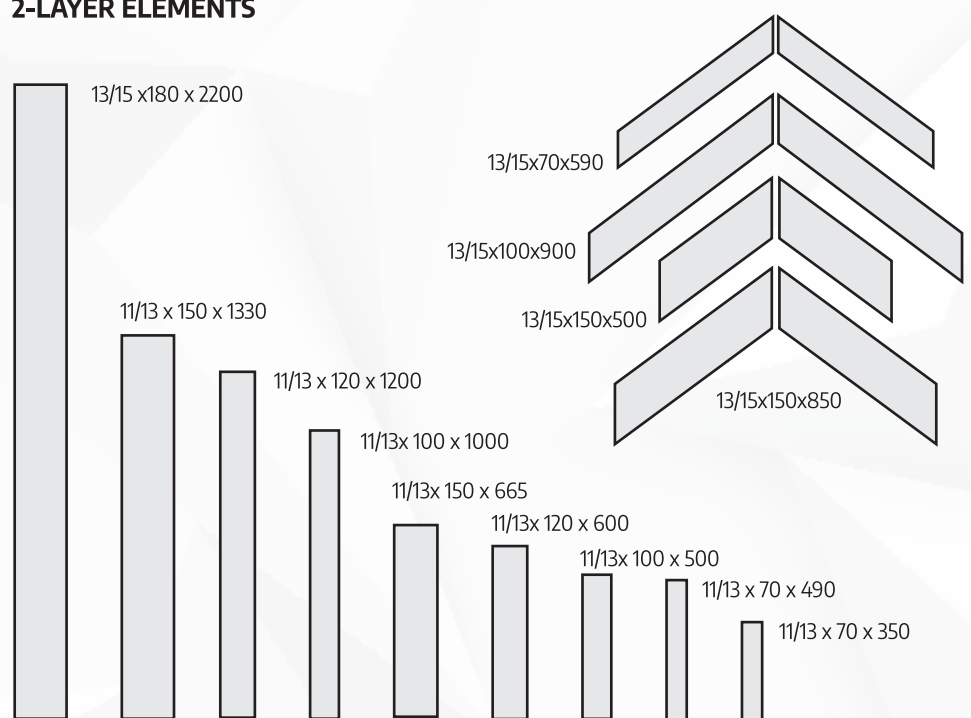
An interesting thing in interior design is the latest trend to mount more and more refined boards on the walls as an element of decoration. Once on European salons, the minimalism and the Scandinavian style hit the market and the board as a product is experiencing a kind of renaissance. As a result, the designers are racing in its new applications.



MARKINGS FOR 2-LAYER FLOORS:

-  Oiled floor
-  UV oiled floor
-  Varnished floor
-  Brushed floor
-  floor heating
-  4-side bevelled
-  2-side bevelled (except fir)
-  Sharp edged board
-  ca. 4mm of top layer
-  ca. 6mm of top layer

DIMENSIONS OF 2-LAYER ELEMENTS



Stars of European salons

2-layer parquet Profi-

11 / 13 x 70 x 350 mm

2 layer parquets, stars of European salons, are the most favourite products for architects and interior designers. The whole range of possible connections makes this product one of the most frequently chosen for creating original interiors. Our specialists have been gathering experience over the years, listened to the opinions of clients and experts to prepare a product with unique properties and the highest quality.





2-layer parquet Profi-

11 / 13 x 70 x 490 mm



The design of the 2- layer parquet, as the name suggests, are two layers of solid wood of the highest quality, bonded in one element with a strong, professional adhesive. The biggest advantage of this product is production technology. The customer receives a complete, varnished or oiled product, ready for immediate assembly. Such production technology significantly shortens the time from ordering to receiving the end result.



bottom layer is 100% solid wood

2- layer parquets are versatile products. They prove themselves not only as a classic floor, but thanks to the unique production technology, also as a proposal for mounting on floor heating. Additionally, the advantage of this floor is the possibility to lay any pattern and compose a common and elegant whole in any interior.



2-layer parquet Profi-classification



Select

uniform colored parquet, no sapwood and knots, mostly regular (straight tree rings system), half radius section possible



Natur

small differences in color allowed, some sporadic healthy knots of 4mm diameter not more, black knots diameter till 2mm, free tree ring system without sharp differences between floor boards, sapwood not allowed

Avantgard

big differences in color allowed, healthy knots of 15 mm diameter not more, black knots diameter till 8mm, free tree ring system, sapwood not allowed



Standard

all features allowed without limit of size and quantity but they cannot cause any reductions of durability or resistance of the floor, sapwood admissible




shine admissible in all classes

Infinitely many solutions.

2-layer board Herringbone.

11 / 13 x 100 x 500 mm


It can be said that it is a product that has been “made to measure”. How is this possible? Well, this is the floor prepared for the client's special order. This is usually associated with a longer waiting time, because the products are not in stock, but are created from scratch. This compensates for the possibility of personalizing the order, the floor can be made with varnish or oil in a smooth or brushed version, bevelled or sharp edged.



2-layer board Maxi-Profi.

11 / 13 x 100 x 1000 mm


The design of this product is based on the combination of the functional and back-pressure layer, the latter of which is intended to prevent deformation of the floor after laying. Both layers are made of wood, however, the back-pressure layer can be made of a different type of wood than the top layer. Everything depends on the floor, the specificity of production, its purpose and customer expectations.



Floor for years.

2-layer board Herringbone • 11 / 13 x 120 x 600 mm

Oiled or varnished? A unique wood picture sketched by nature, combined with remarkable finishing, make each room take on a unique character.



2-layer board Maxi-Profi • 11 / 13 x 120 x 1200 mm




For those seeking a golden mean, or an eternal balance. Dimensions evoking the clock face will guarantee a timeless beauty



Solid board.

2-layer board Herringbone• 11 / 13 x 150 x 665 mm

A good 2 – layer board is an investment for years. We guarantee that our products, after proper installation, in accordance with the parquet flooring art, will not be deformed. What is important, thanks to the layered structure, they are more resistant to changes in temperature or humidity than solid floors, maintaining their shape and properties. Valuable information is also the possibility of multiple surface sanding, which is similar, but not the same as in the case of solid board.




2-layer board Maxi-Profi•

11 / 13 x 150 x 1330 mm



The offer is very wide, both in terms of structure, colors and wood species. It is obvious that the choice can be difficult. That is why, we ensure that our products are made of love for wood, and we are happy to share our deep knowledge and provide professional support when shopping. It's important to us that every customer is happy every time he looks at his floors. We believe that we do not sell products, we mainly sell joy of use.






2-layer boards classification Herringbone· and Maxi·Profi·

Natur

small differences in color allowed, sporadic healthy knots of 4mm diameter not more, black knots diameter till 2mm, free tree ring system without sharp differences between floor boards



Standard

all features allowed without limit of size and quantity but they cannot cause any reductions of durability or resistance of the floor, sapwood admissible

shine admissible in all classes


Natural beauty of wood

2-layer board

Mega-Profi 13 / 15 x 180 x 2200 mm



Our original offer for customers looking for non-standard solutions is undoubtedly a board with a unique length, width and natural beauty of wood. The decision to install it will create a luxurious and spatial interior. A wooden floor as a large element will become a strong accent and newer version of any room that will arouse admiration among connoisseurs of traditional materials.



Bottom layer is high quality 9mm birch plywood





2-layer boards classification Mega Profi and Chevron

Natur

small differences in color allowed, sporadic healthy knots of 4mm diameter not more, black knots diameter till 2mm, free tree ring system without sharp differences between floor boards



Rustikal

all features allowed without limit of size and quantity but they cannot cause any reductions of durability or resistance of the floor, sapwood admissible






Advantages of floor heating

The main advantage of underfloor heating is even distribution of temperature throughout the room. The other benefits from this type of surface heating are:

- favorable vertical temperature distribution
- lower water temperature required in the furnace
- no visible radiators
- higher humidity
- modernity and ecology

In addition, it is worth emphasizing that underfloor heating is a very good solution for heating high rooms. Convection heating causes the warm air to rise and accumulate under the ceiling, which generates losses. Whereas floor heating maintains a constant and comfortable temperature from the floor and higher up to your head, which is where heat is needed.



A popular heating solution like underfloor heating requires proper preparation of spout construction and should already be preplanned at the building design stage. This type of surface heating system ensures even distribution of heat in the room, making the most comfortable temperature exactly where you need it.

Underfloor heating

Interior design is a very dynamic art. Trends come and go, and fashion for different solutions passes, but wood successfully fits in the classics of design and architecture for centuries. It is timeless and elegant. If you create a ranking of the most popular and most-used materials, wood would certainly open the list. Over the years, designers have found new applications for it.

If we are talking about changing trends, floor heating is a relatively new solution founded in more and more houses. And this solution brings with it many doubts.

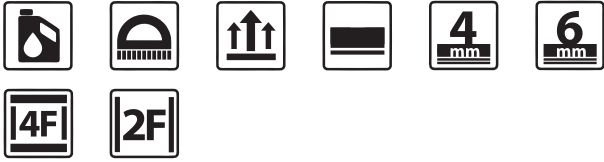


We will help to explain how to achieve the intended effect and what to pay special attention to. One of the key elements is the choice of wood species, as well as its thickness. But the material itself will not guarantee success. It is also important to prepare the floor and the selection of materials for laying the floor. It should be remembered that the assembly of such a floor requires from the contractor a lot of experience and knowledge of the technology used and the properties of the materials used.



Our company has met the expectations of customers and added to its wide offer floors like Profi, Maxi Profi, Herringbone and Mega Profi. These products, thanks to the layered construction and low thermal resistance values, are a great solution that will work well on underfloor heating. These floors have a very wide range of designs, so there are lot of possibilities of matching to specific interiors.





Oak Chevron • Bianco waxoiled

Classy flooring is a perfect start for every interior.
Smart and elegant base creates unique and timeless
character even in demanding interiors.








NEW

Oak Herringbone Grigio waxoiled

This option is dedicated to luxurious interiors. Incredibly nobby and classy. Cold tones make the interior sublime, stark and industrial but still sophisticated.







NEW

Oak Mega-Profi· Castle Brown Waxoiled

Extravagance and modernity. That is light flooring with browny tones. Fancy and unique. You cannot narrow it down to pattern and canon. Simple, but well-knit. Just perfect.







NEW

Oak Mega-Profi- Bourbon waxoiled

This is not next typical, boring offer. Charming but simple. It would be great choice for every interior, which needs stylish, discreet base.








NEW

Oak Mega-Profi- Mist Waxoiled

Creates unique, hampton-style atmosphere. Oak in noble platin hue. Looks like smudged by nightdream. Delicately showing tree rings. Great solution for big living rooms as well as small, dinkey bedrooms. Great alternative for innovative and creative people.







NEW

Oak Mega-Profi- Shadow waxoiled

Simple doesn't have to be dull. Foggy finishing of flooring made with oak is really tasteful and hard to define. Uniqueness meets tradition. This association creates homey ambiance. You will not be able to resist.








NEW

Oak Herringbone Charcoal Waxoiled

Perfect offer in dark chocolate tone. Elegant and stylish. Uptown and smart. This finishing suits perfectly spacious interiors. It makes space cosier because of warmer shade.








Oak Chevron Navarra Waxoiled

Modern classic. This is not other clear flooring, here you can perceive reddish tinge, which create refined effect. Substantial perfection in classy but crazy new option.







NEW

Oak Chevron Chest Nut Waxed

Nutty shade of Chest Nut waxoiled flooring warms up every interior. This incredible look makes it special. It will suit for cozy, rustic spaces as well as for spatial, simple living rooms and bedrooms perfectly. Tasteful, stylish pick.







NEW

Oak Mega-Profi· Mud Light Waxoiled

Light oak flooring with fair, pale-silver colour. Unusual, avantgarde alternative, great for small and spatial interiors. Perfect contrast in dim, dark interior.







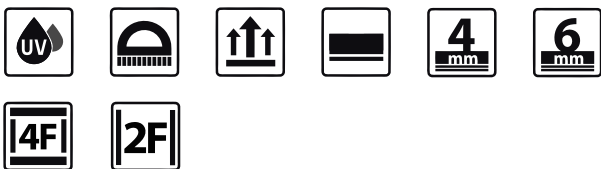
NEW

Oak Herringbone Extra White waxoiled

Source of scandinavian simplicity and minimalism. Impeccable option in industrial lofts and homy flats. It could be a soft background or letimotiv, which attract one's attention.








Oak Maxi-Profi- Snow varnished

A beautiful oiled floor with an interesting pearl effect. It provides an excellent background for elegant, luxurious and representative interiors, and its universal character means that it will also defend itself in the interiors of everyday use.

www.dabex.info





Oak Maxi-Profi- Tramonti UV oiled

An excellent choice for those who value comfort, simplicity and versatility. Ideally suited to any room and style. If you still have not decided what will be in your interiors, then such a floor is a safe option.







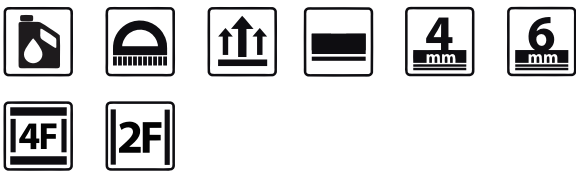
Oak Maxi-Profi-

Black UV oiled, brushed

Orient and exoticism at its best. It is an elegant and extraordinary floor. The color of the ebony will give the interior sense of nobility and uniqueness with an eccentric note. This is definitely a proposal that delights with the beauty of simplicity.








Oak Profi•varnished

Classic floor that finds use in any interior. Perfect in every way allows the interior to become cozy, and further emphasizes its style. always fashionable, always on time.







Oak Herringbone • oiled

It is a proposal maintained in a vintage atmosphere. It has been forgotten for many years, it returns and again celebrates its triumphs. It is beautiful and at the same time universal and, what is important, it fits into any interior. Simply classic of the genre.







Oak Maxi-Profi- varnished 4 side bevelled

This classic bright floor is a perfect proposition for children's rooms, parlor or dining room. It is completely neutral, unobtrusive, introduces a sense of balance in our interiors. It can be combined in many practical arrangements.





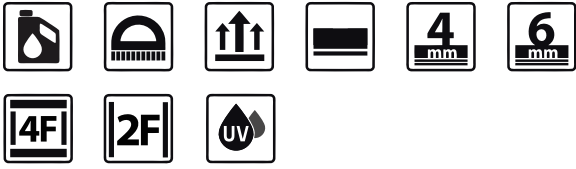


Oak Chevron• oiled

Art déco, classicizing geometrization. This is exactly the floor. the quintessence of the twenties, beautiful industrial interiors, but also unconventional and courageous in form. The interior with such a floor will be admired by everyone for a long time.







Oak Mega-Profi· oiled

Minimalism in form and finish. This floor created for a minimalist and even industrial interior will be a perfect solution in large and spacious rooms, giving them a sense of chic.







Oak Maxi-Profi.

dark oak, UV oiled

This wonderful floor in a shade of caramel brown ideally warms every room. For such a floor is a place always and everywhere. It composes with virtually any style. It looks beautiful in spacious rooms.



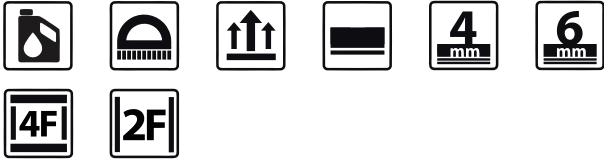




Oak Profi. oiled, beige, brushed

Elegant, stylish and luxurious in every room. Discreet but surprising in simplicity. Undoubtedly, it could be pride of every housewife. Depending on the arrangement, it can be a floor in a luxury residence, but also in a living room of a several-dozen-meter flat.



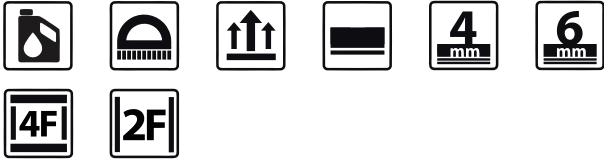


Oak Mega-Profi· oiled

Rustic interiors require a specific setting. This floor is an ideal proposal as it perfectly contrasts with the expressive elements of the interior. They give them an unobtrusive character, and what's more, it will work both in the living room, the kitchen and in the bedroom.





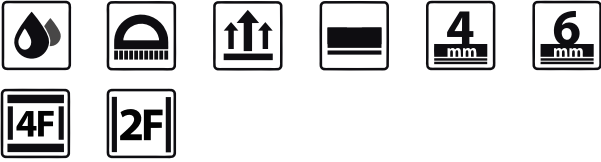


Oak Maxi-Profi- Chocco oiled

Variation on the subject of classics. Stunning proposition in a non-uniform color with extreme abrasions gives the interior a completely new dimension. For people who like to create avant-garde.







Ash Profi• varnished

Functionality, clarity and quintessence of the Scandinavian style, no less, no more. People who value the simplicity and minimalist characteristics of this style will fall in love with this proposal from the first sight.



Care maintenance of oiled floor

Oiled floors make the interior unique. They provide them with an elegant style, creating an original atmosphere. However, they require special care and proper care from the very beginning. In this type of floors, one of the most important elements is systematic cleaning and maintenance. While preserving this principle, oiled wood becomes less susceptible to wear, more resistant to dirt, and also extends its life over the years.

Factory oiled floor, immediately after placement and vacuuming, should be very thoroughly cleaned for this treatment with an intensive remover. Next, a coat of nursing preservative oil has to be applied to protect the floor and close the invisible to the naked eye micro cracks that could have formed between the elements during assembly. Daily care of oiled floors is a systematic vacuuming or sweeping and, if necessary, wet washing with soap, dedicated to this type of wood.



Soap serves not only as a detergent, but it also helps refresh the floor, creating an additional protective layer. Strong dirt should be thoroughly washed with an intensive remover, and then use soap for the oiled floor to restore the protective layer.

Care of the oiled floor requires a lot of patience, but the specificity of this finish allows you to spot persistent stains or dirt. To remove them you need an intensive cleaner or stain remover. Then we apply maintenance oil. However, if it turns out that the dirt is too difficult to remove - do not panic! You should gently sand it with abrasive paper, then apply oil to the raw wood and polish it to dryness, so that you get a homogeneous coating.

In the case of oiled floors, remember to not leave oil on them in the form of a spilled layer. We recommend that you consult our advisors when choosing a care product so that you will be sure that your floor is well maintained.

Care and maintenance of varnished floor

The main principle in maintaining the varnished floor is to follow the instructions for use. Only in this way our floor will be the showcase of our house. Please see below tips and guidelines on what to do and, above all, what not to do.

The first stage is initial maintenance. After installation, the first step is washing the floor with an intensive remover to remove any dirt and prepare for further treatments. The next step is to apply the proper floor care product, which is important, as it must be well-matched to the concrete type of floor. This helps to protect against slight damage and also closes invisible micro cracks between individual elements of the floor.

Basic maintenance-renovation of the floor. It is about removing the protective coating, most often in the process of sanding, applying a new layer of varnish and securing it in accordance with the initial maintenance instructions.

Daily floor care is a repetitive, routine activity, which involves cleaning the floor of dust and sand by sweeping, vacuuming and wiping the floor with a damp cloth. Replacing the cloth with a wet mop is not recommended. If the floor is used heavily you can, if necessary, wash it with an intensive remover and then apply the appropriate maintenance product for varnished floors.

However, even the most durable paint coating has its durability. Now there is no such a good product on the market that could prevent a floor from being damaged due to heavily use. However, the systematic use of appropriately selected maintenance products prolongs the lifespan of our floor. We recommend that when choosing care products, consult one of our experts so that you can be sure you chose best.


* the oiled floors are very often also the decoration of our bathrooms.

Thus, we advise you to ask our expert on which maintenance products and method of care to choose.



Selected colors from our range

Available in each dimension



Varnished Oak




Castle Brown Waxoiled Oak



ChestNut Waxoiled Oak



Beige Waxoiled Oak



Charcoal Waxoiled Oak



Ambra Waxoiled Oak



Grigio Waxoiled Oak



Tramonti Waxoiled Oak



Bourbon Waxoiled Oak



Get inspired by other colors

on our website www.dabex.info



Wytwórnia Parkietów DABEX

Spółka z Ograniczoną Odpowiedzialnością
Spółka Komandytowa

Mikołajczyka Str. 6, 62-065 Grodzisk Wlkp.
phone number: 61 444 40 34 | e-mail: dabex@parkietydabex.pl

OUR SHOWROOMS:

Obornicka Str. 229, 60-650 Poznań
salon.poznan@parkietydabex.pl
phone number: +48 506 463 732 | +48 506 463 747 | 61 832 53 12

Santocka Str. 39, 71-083 Szczecin
salon.szczecin@parkietydabex.pl
phone number: +48 510 285 549 | +48 510 285 617

Wydawnicza Str. 1/3, 92-333 Łódź
salon.lodz@parkietydabex.pl
phone number: +48 515 286 650

Biadki, Rozdrażewska Str. 5, 63-714 Kobierno
biadki@parkietydabex.pl
phone number: +48 62 721 42 10

www.dabex.info